

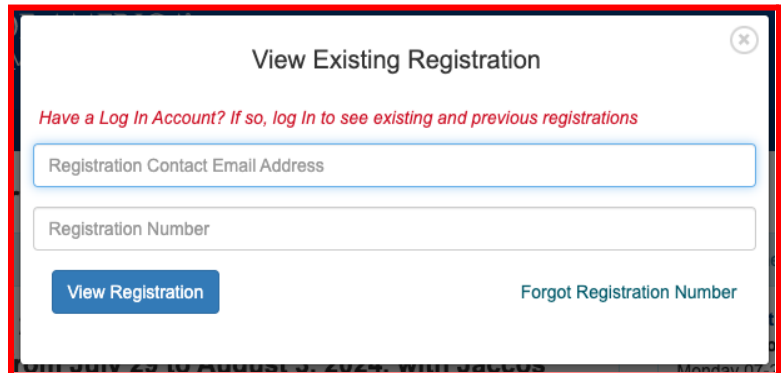
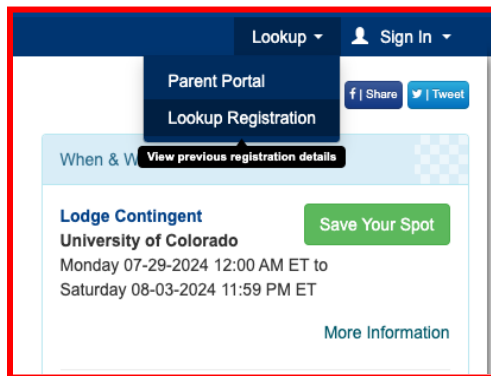


## NOAC Payment Installments

In order to view pay the current balance due for your NOAC registration throughout the payment plan, follow these steps:

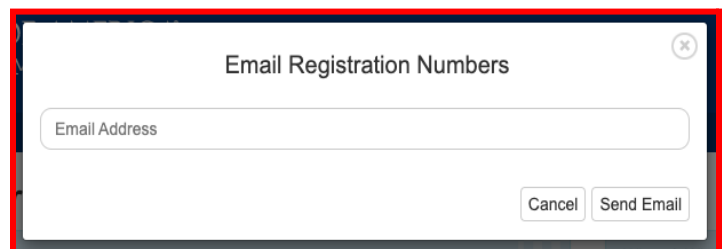
1. Go to the [Jaccos Towne Lodge NOAC Registration Page](#).
2. Click “Lookup” and select “Lookup Registration” where you can open your registration using your 10-digit registration contact email address and registration number.

Payment Plan	Amount
Initial Deposit, due at time of registration	\$200
1st Payment (due December 15, 2023)	\$250
2nd Payment (due January 15, 2024)	\$250
3rd Payment (due February 15, 2024)	\$250
4th Payment (due March 15, 2024)	\$250
Last Payment (due April 15, 2024)	\$300
Late Fee (starting February 1, 2024)	\$50



### If you do not know your registration number:

You can locate your registration number in the email that was sent when you initially registered, or you can click “Forgot Registration Number” and enter your email address. Then, you can check your email and click on the 10-digit number that corresponds to the “2024 National Order of the Arrow Conference (NOAC)” event. That will take you to the correct registration page.



3. On your event registration page, click the “Proceed to Checkout” button.

The screenshot shows the registration page for the 2024 National Order of the Arrow Conference (NOAC). The header includes the Boy Scouts of America logo and the text "BOY SCOUTS OF AMERICA CROSSROADS OF AMERICA COUNCIL". Navigation links for "Calendar", "Event Details", and "Registration Details" are present. The page title is "Lodge Contingent - 2024 National Order of the Arrow Conference (NOAC)".

Key elements on the page include:

- Registration Contact:** A section with "Update Information" and "Autofill" buttons, and a "Preview Information" button.
- 1 Youth Participant:** A section with a warning: "Participants 20 years of age and below through the entire conference. Those over 18 years of age will be required to complete Youth Protection Training (YPT)." Below this, it shows "Regular Price: \$1,500.00", "Amount Paid: -\$200.00", and "Balance Due: \$1,300.00".
- Price Summary:** A table on the right side of the page:

Regular Price:	\$1,500.00
Total Credit:	-\$200.00
<b>Balance Due:</b>	<b>\$1,300.00</b>
- Proceed to Checkout:** A prominent green button highlighted with a red dashed box, with a red arrow pointing to it from the "Preview Information" button.
- Attachments and Event Contacts:** Two dropdown menus below the checkout button.

At the bottom, there is a footer with copyright information: "© 2010 - 2023 Black Pug Software LLC | Crossroads of America Council | Terms of Use and Service | Cancellation / Refund Policy | Privacy Statement | Security" and a "Back to Top" link.

4. The next page will allow you to select the current minimum amount due to catch up to the payment plan, or pay the remaining balance in one payment.

The screenshot shows the payment options page. It is divided into three main sections:

- Participant Summary:** Shows "Youth Participant" with a count of "1".
- Financial Summary:** Shows the same price details as the previous page: "Regular Price: \$1,500.00", "Total Credit: -\$200.00", and "Balance Due: \$1,300.00".
- Payment Options:** A section with three radio button options:
  - Pay \$250.00 minimum amount due
  - Pay \$1,300.00 full amount due
  - Pay other amountA red dashed box highlights the first option, and a red arrow points to the "Checkout" button at the bottom right.

5. The checkout process will be the same as registering for any event.